

MAROONDAH ORCHID SOCIETY INCORPORATED

MONTHLY NEWS LETTER

Lycastes are orchids of the
New World Tropics and Subtropics



Lycaste Club Emblem

Volume : 48 - Issue : 8

Next Meeting: Friday – 19 September 2025

**Venue: Parkmore Primary School
38 Jolimont Road, Forest Hill.**

ITEM OF THE EVENING:

Andre Cleghorn – Propagation by Seed Raising

Topical Chat: Preparation for Spring Show

Time: 8.00PM

Supper: Please bring a plate

Special Effort: Tickets at door \$1.00 or 3 for \$2.00

Sales Table: Pots, stakes, labels and hangers – Leanne Le

President's Report

We're finally on the other side of winter!

Time to get ready for the flowering season when our orchids look their best. Importantly, now is the time to prepare for our fantastic Maroondah Orchid Society Spring Show. For those who are looking to display plants at our Show, please remember that you must be a financial member (i.e. 2025/2026 subs paid) by the September general meeting.

Thanks to Murray Harding for his very informative presentation on Cymbidium Canaliculatum orchids at our August meeting. The weather was pretty terrible but Murray's talk was a great highlight.

Finally, thanks to all who donate plants, books and other items for our monthly meeting Special Effort draw. We really appreciate the donations and the lucky winners are treated to some great prizes.

I'm looking forward to seeing as many members as possible at the Spring Show.

Michael Chivell

REMINDER: Membership Renewal NOW DUE

Fees were due 1st July 2025 Fees: Adult (single) \$20.00, Family \$25.00, Junior (16 years and under) \$5.00

Please note – to enter or sell plants at the Spring Show a member must be a financial member no later than the Members' Meeting (19 September 2025).

You can pay in person to Edith Yu-Chan

Or you can pay via direct debit to the following bank account – **BSB: 063167 Account number: 10107735**

Please remember to fill in the reference field with your name.

Thank you!

REMINDER: If you have a MOS Perpetual Trophy please return to the club.

M.O.S. Inc. Patron: David Cannon

Life Members: The late Frank Date, Jim Foster-Johnson, David Cannon, The late Alan Cockram, Nancy Cockram, Dieter Weise, The late Barry Robinson, Susanne Redpath, The late Max Bomford, Cheryl Luth, G Moffat.

Current M.O.S. Inc. Committee:

President	Michael Chivell (M) 0402 568 217
Vice Presidents:	David Cannon (M) 0418 394 282 Ron Coleman
Secretary:	Leo Orland (M) 0419 884 492: email leoorland@totalfundraising.com.au
Treasurer:	Ron Coleman (M) 0477 311 188
Committee:	Graeme Moffat (H) 9726 5793 Leanne Le (M) 0416 818 290 Genny Chivell (M) 0434 995 174 Jim Foster-Johnson (M) 0412 366 686 Edith Yu-Chan (M) 0411 378 096 Heather Coleman Claudia Ng

Membership Secretary:	Edith Yu-Chan
Newsletter:	Leo Orland
Floral Art:	Susanne Redpath (M) 0413 138 307
Website Manager	Heather Coleman
MOS Website Address	www.oscov.asn.au /mos
MOS Facebook Address	www.facebook.com/maroondahorchidsociety

Dear Members,

Our Spring Show is just over 3 weeks away. DO NOT FORGET that membership must be paid by September meeting night, 19th, to be eligible to Show at Spring Show and to sell plants. Sales tickets for plants will be available at September meeting. If you intend to put up a display, please advise David Cannon or register at September meeting.

We require members assistance to run the show and roster forms will be at September meeting night. Many hands make light work and friendship is enjoyed.

Orchid Bark will be available for sale at Spring Show and if you have not advised David Cannon of your requirements, please do so by 15th September. Order form was sent in last month's Newsletter.

Show brochure's will be available at September meeting. Please take some and letter box drop in your area which will promote our Spring Show, especially as we are at a new venue.

Perpetual Trophies. If you have one, please return at September meeting.

David Cannon

Maroondah Orchid Society Spring Show 2025

In preparation for our upcoming Spring Show, members are advised that for our Show to be successful your Committee need to have members assistance.

Please be advised that assistance will be needed for the following;

- Front Door; Saturday & Sunday. Roster sheet will be available at September meeting.
- Selling of raffle tickets.

If you cannot commit to a time, just turn up and you will be allocated a job.
Setting up halls on Thursday. 1.00pm – 3.00pm.

Cleaning up of halls after show finishes on Sunday afternoon.

If you intend to put up an individual display, please advise Show Marshall, David Cannon, 0418 394282.

Forms for all requirements will be at our September meeting for filling in.

Thank you in advance for your help and to making our Spring Show very successful.

Please let David know if you intend to bring plants for sale and putting up individual stand at the show.

Kind regards,
David

Orchiata Orchid Bark Orders

The committee will be placing an order for – Orchiata Orchid Bark – size 9-12mm, 12-18mm and 18mm-25mm to be available for pick-up at the Spring Show. An order form will be available at September meeting. If you are unable to attend the September meeting, to assist in determining the quantity to be ordered please see the attached order form, complete it and email to David Cannon at davika@bigpond.com of your requirement by the end of August. The cost of the bark to members who pre-order is \$32.00 and will be sold at the show for \$35.00.

OSCOV 2025 Show





Deiter Weise's
Stenorrhychos glicensteinii



Jim Foster-Johnson's
Masd. Kimana 'Pretty Flamingo'



Deiter Weise's
Paph. villosum



Leo Orland's
Cym. Delores Hoyt 'Tom Thumb'

Congratulations to OSCOV 2025 Maroondah Orchid Society Show Winners

Intermediate Cymbidium Flower – Hybrid Predominately Yellow

Second – Tom Thumb 'Chitthat' - J. Foster-Johnson

Intermediate Cymbidium Flower – Hybrid Predominately White

Second – Music Box Dancer 'Ballerina' – G&M Moffat

Miniature Cymbidium Flower – Hybrid Predominately Green

First – Delores Hoyt 'Tom Thumb' – L. Orland

Miniature Cluster Laeliinae Hybrid (less than 70mm)

Second – C. bowringiana x Laelia millerii – J. Foster-Johnson

Any Other Oncidiinae – Miniature Flowered

Second – Oncidium Twinkle- J. Foster-Johnson

Masdevallia Predominantly Red/Brown

First – Rein Sun ‘Burnt Red’ - J. Foster Johnson

Masdevallia Any Other Single Colour or Combination

First – Kimana ‘Pretty Flamingo’ - J. Foster Johnson

Species Paphiopedilum - villosum

First – villosum – D. Weise

Species Coelogyne Small (formerly known as Dendrochilum)

First – niveae – D. Weise







Intermediate Cymbidium Flower – Specimen (min. 5 inflorescences)




Second – Music Box Dancer – G.&M. Moffat

Any other Specimen – Not listed previously

First – Stenorrhynchos glicensteinii - D. Weise

Interesting Plants From the August Meeting

		
K. Keily's Vanda Kultana 'Ruby'	D. Weise's Coelogyne E. pulcherima	G. Chivell's Dendrobium Tyabb Treasure 'Magenta Gold' x Dark Cherry
		
S. Liu's Cymbidium H. Miretta	S. Kappl's Paph. Ruby Firew	D. Weise's Paph. venustum

		
G.&M. Moffat's Cymbidium Small Talk 'Honey Bee'	K. Keily's Masd. Heartlight 'Crown Vista'	L. Orland's Cymbidium Cronulla 'The Khan'

BENCH COMPETITION - August – 2025

JUDGES VOTE	Vanda Kultana 'Ruby'	c	K. Keily
POPULAR VOTE	Coelogyne pulcherima	c	D. Weise
BEST IN SECTION			
Open	Vanda Kultana 'Ruby'	c	K. Keily
Intermediate	Dendrobium Tyabb Treasure x Dark Treasure	c	G. Chivell
Novice	Cymbidium H. Miretta	c	S. Liu
	Open Section		
Standard Cymbidium	1st Cronulla 'The Khan'	c	L Orland
Intermediate Cymbidium	1st Music Box Dancer	c	G.&M. Moffat
	2nd Red Pepper 'Janice'	c	S. Kappl

	3rd Gentle Touch ‘Bon Bon’	c	L. Orland
Miniature Cymbidium	1st Small Talk ‘Honey Bee’	c	G.&M. Moffat
	2nd Strathdon Cooksbridge	c	G.&M. Moffat
Masdevallia Hybrid	1st Heartfelt ‘Crown Vista’	c	K. Keily
	2nd Kimballiana x Chaparana	c	J. Foster- Johnson
	3rd Super Nova	c	J. Foster- Johnson
Paphiopedilum Species	1st venestum	c	D. Weise
Paphiopedilum Maudiae	1st Ruby Fire	c	S. Kappl
Oncidiinae Small	1st Oncidium Twinkle ‘Yellow’	c	J. Foster- Johnson
Australian Native - Dendrobium Hybrid	1st Dend. Colour Fast ‘Splish Splash’ x Rock Star	c	J. Foster- Johnson
	2nd Dendrobium/Dockrilla Amphion Agleea	c	S. Kappl
Any Other Hybrid	1st Vanda Kultana ‘Ruby’	c	K. Keily
Species Any Genera – The America’s	1st Maxillaria picta	c	L. Orland
	2nd Restrepia sanguinea	c	A. Baker
	3rd Oncidium cheriophorum	c	D. Weise
Species Any Genera - Asia	1st Coelogyne pulcheriium	c	D. Weise
	2nd Pterostylis repanda	c	S. Kappl

	Intermediate Section		
Minature Cymbidium	1st Sarah Jena ‘Jenifer’	c	R.&H. Coleman
Australian Native – Dendrobium Hybrid	1st Tyabb Treasure x Dark Cherry	c	G. Chivell
	Novice		
Intermediate Cymbidium	1st Sarah Jean ‘Ice Cascade’	c	R. Solowiej
Miniature Cymbidium	1st H. Miretta	c	S. Liu
Australian Native – Dendrobium Hybrid	1st Avril’s Gold	c	S. Liu
	Open		
Seedling Flowering for the First Time	1st Oncidium Sotoanum x Twinkle	c	G.&M. Moffat
	2nd Restrepia Alan F. Garner	c	A. Baker

Points tally – 2025

Open	Points
J Foster-Johnson	86
S. Kappl	107
C Luth	55
A. Baker	21
C. Gunawan	36
J. Harnetty	37
B. Clemson	4
D. Wiese	50
G. & M. Moffat	46
L. Orland	39

D. Cannon	5
K. Balogh	6
K. Keily	13
Intermediate	
Tu Le	15
G. Chivell	28
R. & H. Coleman	19
Novice	
W. Han	8
T. Pham	4
R. Kasman	8
S. Liu	21
Pauline and Yuen Lock	7
R. Solowiej	4

REPARING AND SHOWING ORCHID PLANTS

by Alan Hope

I'm sometimes asked "How many plants will I need to set up a display?" Many Spring Show schedules provides for mini-stands (maximum of ten plants) as well as the more traditional larger displays. Obviously each will require a different number of plants but half a dozen plants would probably be adequate for a mini-stand. You need to check the area allocated for mini-stands and then practise your set-up at home. You'll be amazed at how attractive a small group of orchids can look and the satisfaction that building a display will provide! I can clearly remember my first stand as a novice. It comprised a mere nine cymbidiums plus the beautiful Australian native species *Dendrobium falcorostrum*. My stand didn't win but I gained experience and a desire to do better next time.

Preparing Your Plants. A well groomed and presented plant is an excellent start to winning the hearts of the judges. Cleaning and tidying-up is rather time-consuming but it is absolutely necessary. It is probably best to start with the raceme (flower spike), which should have all brown sheaths removed. In most cases the stake and ties will already be in place and you will have only to trim the ends of any ties that protrude. If the raceme requires a stake, remember to allow the raceme to follow its natural inclination. Pulling an arching or pendulous raceme upright when the flowers are partially or fully open will look unnatural, and may also cause damage.

Use a solution of detergent or Cleansel® and a small sponge or cloth to clean the leaves and the pot. But take care not to pull out the central leaves of any new growths or to damage the flowers. Any scale found on the leaves can be removed by wiping them with cotton wool

soaked in methylated spirits. Remove dry husks and dead leaves by splitting them apart and then pulling each section away from the bulb separately. If any leaves have black tips or unsightly damage, you can trim them to a natural leaf-tip shape. Ensure that you sterilise any scissors or secateurs used, especially if you intend to use them on more than one plant. It's a good idea to have several pairs soaking in a sterilising solution, such as a strong solution of Tricleanium®, so as to avoid cross-infection as you move from one plant to the next. At this stage your plant should be looking great. Note its best position for viewing and insert a removable label to help you place the pot in the best orientation at set-up time.

Labels. You will need to label your plants according to the instructions in the show schedule. Use stiff card of the required size. White card is often used but if there are many labels, the mass of white cards is distracting. A neutral colour, such as leaf-green, results in a better overall appearance. Correct spelling and the use of large print is important, as the card should be legible when viewed from a distance of 2 m. Blu-Tac® can be used to fasten the label either to the foliage or to a stake, or you can use a piece of thin, straight wire which has a double loop at its top to hold the card.

The Stand. You are usually required to build your own stand, so you may need to obtain some foam boxes or to devise other structural materials. You will also need some black or green covering to hide the boxes and perhaps to disguise the pots. If the Society provides a pre-fabricated stand your job will be made a lot easier. Put your best orchid in a position where it can be clearly seen – probably in the centre at eye level. If you have a plant with pendulous spikes that extend below the base of the pot, it can be better displayed by placing the pot in a stack of pots of the same size. Alternatively, you can place the pot on top of another up-turned pot. However, in this case you will need to tape the pots together to avoid the possibility of the plant falling if its pot is bumped or moved during judging.

Transporting Plants. The aim is to arrive at the show venue with the flowers undamaged. Place the pots in a foam box or in a protected position in your car and ensure they can't move or topple over if you have to brake suddenly. Be careful that the racemes don't become entangled, because many a plant has been ruined when a flower is caught up as the plant is being removed from the car. Last, but not least, don't forget to check in your plants with the show marshal on arrival and receive registration numbers.

HOW TO GROW ZYGOPETALUMS

Zygopetalums are cool-growing South American orchids that grow under similar conditions to those suitable for cymbidiums. Flowering spikes develop with the new leaves and usually carry four to eight highly perfumed, long lasting flowers with distinctive mauve or purple patterned lips. Although about fifteen species are known in nature, only three or four are commonly grown. However, many more zygopetalum hybrids are available, together with an increasing number of inter-generic hybrids produced by hybridising Zygopetalum with related genera, such as Pabstia (Colax) and Promenaea. These hybrids often flower twice yearly.

POTTING

An open potting mix, similar to that used for cymbidiums, is suitable. Most growers use pine bark (5-10 mm), sometimes with additives such as peanut shells, rice hulls or river pebbles. Black plastic pots with plenty of drainage holes are ideal. It's a good idea to re-pot every two years, because the fleshy roots soon deteriorate in an old, decaying potting mix.

LIGHT and AIR

Zygopetalums seem to prefer a slightly shadier environment than cymbidiums, their leaves becoming yellow and burning if the light is too intense. They grow well with cymbidiums, especially if they are placed on a lower shelf, where they are slightly shaded by cymbidium leaves. However, they must not be relegated to a spot under the benches, as they require airy conditions. Their leaves must not remain wet for long after watering, especially in winter. Cold, damp conditions can lead to the development of unsightly black spots on the leaves.



WATERING

The potting mix must not be allowed to become excessively dry, and frequent watering, especially in summer, produces best results. However in winter, which corresponds to the rest period (time of least growth) in their natural habitat, the plants should be kept fairly dry. Water no more often than once each week at this time and avoid wetting the foliage to reduce the occurrence of leaf spotting.

FERTILISING

Zygopetalums may be fertilised in two different ways or by a combination of both. One option is to apply granules of a slow-release fertiliser, such as Osmocote-Plus®, to the top of the mix in October – then shake the pot so that the fertiliser enters the mix. The other is to apply a weak solution of a liquid fertiliser at fortnightly intervals between September and May. Use at only half of the manufacturer's recommended concentration. Potassium-rich fertilisers, such as Campbell's A®, generally result in better flowering.

These cultural notes are kindly provided by the North-East Melbourne Orchid Society.



ORCHID SHOWS 2025

Show	Date/Time	Venue
MPOS	Fri 12 Sept – Sun 14 Sept Bunnings Hours	Cnr McMahons Rd and Gertrude St Frankston
South Gippsland	Fri 12 September, 9.30 -4.30, Sat 13, 9.30-4	Wonthaggi Workmen's Club, 75 Graham Street, Wonthaggi
Cymbidium Orchid Society	Sat 13 Sept 9-4, Sun 14 Sept 9-4	Mt Waverley Community Centre. Miller Crescent, Mt Waverley
NEMOS	Sat 13 Sep, 9-4 Sun 14 Sep 10-4	Marwal Centre, 9-11 Marwal Avenue, Balwyn North
Southern Suburbs	Sat. 20 Sept 10 – 4 Sun. 21 Sept 10 - 4	NG Wishart Hall, 964 Nepean Hwy, Moorabbin
Mid-Murray	Sat 20 Sept 10-4, Sun 21 Sept 10-3	Kerang Memorial Hall, Nolan Street Kerang
West Gippsland	Sat 20 Sept 9-4, Sun 21 Sept 9-12	Anglican Church Hall, Cnr. Princes Way & Francis Ave, Drouin.
Geelong	Sat 20 Sept 9-4, Sun 21 Sept 10-3	Christ Church Hall, Cnr. Moorabool and McKillop Streets
Stawell	Friday 26 Sept 10 -5 Sat. 28 Sept 10-4 Sat 27 Sept 10-4	Stawell Entertainment Centre, Town Hall 117 Main St. Stawell
Goulburn Valley	Sat 27 Sep, 9-4 Sun 28 Sep 10-3	Mooroopna Mechanics Hall, 41 McLennan St., Mooroopna
Berwick	Sat 27 Sept 9-4, Sun 28 Sept 9-4	Senior Citizens' Hall, 112 High Street, Berwick
Maroondah	Sat 27 Sep, 9-4 Sun 28 Sep 9-3	Parkmore Primary School, 38 Jolimont Rd, Forest Hill
Warrnambool	Sat 4 Oct Sept 10-4, Sun 5 Oct 10 – 3	Our Lady Help of Christian Hall , 28 Selby Rd, Warrnambool
MEOS	Sat 4 Oct, 9-4, Sun 5 Oct, 12-4	Burwood Heights Uniting Church, 347 Blackburn Rd, Burwood East
Ringwood/Yarra Valley	Sat 4 Oct 9-4, Sun 5 Oct 9-4	Public Hall, 590 Warburton Highway, Seville
Gippsland	Fri 3 Oct. Sat 4 Oct. Centre Hours	Mid-Valley Shopping Centre, Princess Highway
Bendigo	Fri 3 Oct 1-4, Sat 4 Oct. 10-3	Truscott Reserve 18 Murdock St California Gully
Colac	Sat 11 Oct 9-4, Sun 12 Oct 10-4	Colac Show Grounds Cnr. Bruce St & Princess Hwy

Cobden	Sat 18 Oct 10-4, Sun 19 Oct 10-4	Civic Hall, Victoria Street
Ringwood/Yarra Valley Orchid Society	Sat 18 Oct 9- 4, Sun 19 Oct 9-3	Public Hall, 590 Warburton Highway, Seville
Ballarat	Fri 17 Oct 12-5, Sat 18 10 – 4 Sun 20 10-3	Cooinda Community Centre 10 Learthmonth Rd Wendouree
MPOS	Fri. 17 Oct- 19 Oct, Bunnings Hours	Bunnings Mornington 1100 Nepean Highway Mornington
Bayside	Sat 25 Oct 9 - 5 Sun 26Oct 9 - 4	Cranbourne Public Hall, 166-168 South Gippsland Hwy
Ringwood / Yarra Valley Orchid Society	Sat 1 Nov 9-4, Sun 2 Nov 9-3	Keystone Hall, Keystone Hall Civic Square, Croydon
Sale Sarc Show	Sat 8 Nov 9-4, Sun 9 Nov 10-3.30	Sale Showgrounds - McLaughlin Pavilion Corner Princess Highway and Maffra-Sale Road, Sale

LAST THOUGHTS

What do you call a grizzly bear caught in the rain? A drizzly bear.

What did the tree say during springtime? “Well, this is a re-leaf!”

Why are flowers so friendly? They always have new buds.

What’s the difference between a spring roll and a summer roll? Seasoning.

What’s the most tear-jerking season? Spring, because love is in the air... and pollen too.

If Undeliverable Return to:
The Hon. Secretary,
Maroondah Orchid Society Incorporated
P.O.Box 5076, Ringwood. Vic. 3134

NEWSLETTER



Collectors Corner/Garden World - You can get 10% off some items within the store by showing either your membership badge or membership card.

DISCLAIMER

Maroondah Orchid Society Incorporated, Executive and Committee will not take any responsibility for the results of any action taken on advice given or views expressed by any member or invited speaker at any meeting or show. Views and opinions in this Newsletter by authors of articles do not necessarily reflect the views and opinions of Maroondah Orchid Society Incorporated or its Executive or Committee.