

# MAROONDAH ORCHID SOCIETY INCORPORATED

## MONTHLY NEWS LETTER

Lycastes are orchids of the  
New World Tropics and Subtropics



Lycaste Club Emblem

Volume : 47 - Issue : 7

**Next Meeting: Friday – 16 August 2024**

**Venue: St. Timothy's  
21 Stevens Road, Vermont.  
(Melway, Map 62 Ref.G3)**

**ITEM OF THE EVENING: Stephen Early, Coelogynies**

**Topical Chat: Preparing for OSCOV Melbourne Orchid Spectacular Show  
And Maroondah Orchid Society's Spring Show**

**Time: 8.00PM**

**Venue: St Timothy's**

**Supper: Please bring a plate**

**Special Effort: Tickets at door \$1.00 or 3 for \$2.00**

**Sales Table: Leanne Le**

## President's Report

At our last meeting, I advised those members present that St Timothy's School will be undergoing a major redevelopment in 2025 as it transitions to becoming part of the Vermont South Emmaus College. The ramifications for our Orchid Society are that we will have to find a new venue for both our monthly general meetings and our annual show. Fortunately, we will be able to hold our meetings and this year's annual show at St Timothy's, but after December we vacate the premises.

Your Committee is currently exploring a number of options for our future meetings and show. However, we would appreciate any help that members can provide in locating a suitable new venue. As MOS owns furniture and other equipment, an ideal venue for us would include a storage area.

If any members have ideas on a possible venue, can you please contact any of the Committee members.

Michael Chivell

### **REMINDER: Membership Renewal NOW DUE**

The committee has decided that membership fees for financial year 2024 /2025 will remain at the same as last year.

Fees were due 1st July 2024. Fees: Adult (single) \$20.00, Family \$25.00, Junior (16 years and under) \$5.00

Please note – to enter or sell plants at the Spring Show a member must be a financial member no later than the Members' Meeting (20 September 2024).

You can pay in person to Edith Yu-Chan

Or you can pay via direct debit to the following bank account – **BSB: 063167 Account number: 10107735**

Please remember to fill in the reference field with your name.

Thank you!

**REMINDER: If you have a MOS Perpetual Trophy please return to the club.**

**M.O.S. Inc. Patron:** David Cannon

**Life Members:** The late Frank Date, Jim Foster-Johnson, David Cannon, Alan & Nancy Cockram, Dieter Weise, The late Barry Robinson, Susanne Redpath, The late Max Bomford, Cheryl Luth, G Moffat.

**Current M.O.S. Inc. Committee:**

**President** Michael Chivell (M) 0402 568 217  
**Vice Presidents:** David Cannon (M) 0418 394 282  
Ron Coleman  
**Secretary:** Leo Orland (M) 0419 884 492:  
email [leorland@totalfundraising.com.au](mailto:leorland@totalfundraising.com.au)  
**Treasurer:** Ron Coleman (M) 0477 311 188  
**Committee:** Graeme Moffat (H) 9726 5793  
Leanne Le (M) 0416 818 290  
Genny Chivell (M) 0434 995 174  
Jim Foster-Johnson (M) 0412 366 686  
Edith Yu-Chan (M) 0411 378 096  
Heather Coleman  
Claudia Ng

**Membership Secretary:** Edith Yu-Chan  
**Newsletter:** Leo Orland  
**Floral Art:** Susanne Redpath (M) 0413 138 307  
**Website Manager** Heather Coleman  
**MOS Website Address** [www.oscov.asn.au /mos](http://www.oscov.asn.au/mos)  
**MOS Facebook Address** [www.facebook.com/maroondahorchidsociety](http://www.facebook.com/maroondahorchidsociety)

**THE 30th. ANNUAL OSCOV MELBOURNE ORCHID SPECTACULAR  
& ORCHID SALE 2024**

**VENUE:** Boxhall Pavilion, KCC Park (State Dog Centre), 655 Western Port Highway. Skye Vic. .

**TIME (for public attendance):**

Friday 23 August 9.00am – 4.00pm

Saturday 24 August 9.00am – 4.00pm

Sunday 25 August 9.00am – 4.00pm

**ENTRY** Adults- \$10 Children under 15 Free

**Key Dates** **Set-up: Wednesday 21<sup>st</sup> August from 9.00 am, to be completed by 5.00pm.**

**Judging:** Thursday 22nd. August.

**Pull down; From 4.00pm Sunday 25 August**

Those with access to the internet: the OSCOV Website has all the information you require regarding the Spectacular. ([www.oscov.asn.au](http://www.oscov.asn.au)).

This is the time of the year when things start to hot up with the OSCOV Show at KCC Park and then our own Spring Show in September.

For the OSCOV Show we require some quality plants (please have them at the centre before 11am – Wednesday 21 August).




**PLEASE NOTE: Please advise the editor the names of plants for the OSCOV Show by Tuesday 20 August.**

### **Orchiata Orchid Bark Orders**

The committee will be placing an order for – Orchiata Orchid Bark – size 9-12mm, 12-18mm and 18mm-25mm to be available for pick-up at the Spring Show. An order form will be available at August meeting. If you are unable to attend the August meeting, to assist in determining the quantity to be ordered please see the attached order form, complete it and email to David Cannon of your requirement by the end of August. The cost of the bark to members who pre-order is \$32.00 and will be sold at the show for \$35.00.

### **Interesting Plants From the July Winter Show Meeting**

		
S. Kappl's Paph. fairrieanum 'Louis'	L. Orland's Cym. Kahn Flame 'Mocha'	J. Foster-Johnson Masd. Falcara x Myra

		
S. Kappl's Mediocacalcar decoratum	J. Harnetty's Paph. Chauvette 'Van Dyke'	T. Le's Oncidium Sweet Sugar 'Million Dollars'
		
R. Kasman's Cym. Red Pepper 'Janice'	R. & H. Coleman's Cym. Sarah Jean 'Jennifer'	J. Foster-Johnson's Dryadella simula

## Winter Show – July 2024

Champion Orchid of the Night	Paphiopedilum fairrieanum 'Louis'	c	S. Kappl
<b>Open</b>			
Best Paph. of the show	Paphiopedilum fairrieanum 'Louis'	c	S. Kappl
Best Cymbidium of the show	Khan Flame 'Mocha'	c	L. Orland
Best Australian Native of the show	Den. Aust Purple Pepper	c	S. Kappl
Best Specimen of the show	Den. Aust Purple Pepper	c	S. Kappl
Best Species of the show	Mediocacar	c	S. Kappl
Best Hybrid & any other Genera of the Show	Masdevallia Falcata x Myra	c	J. Foster-Johnson

<b>Other Than Open</b>			
Best Paph. of the show	Paph. Chavette 'Van Dyke'	c	J. Harnetty
Best Cymbidium of the show	Cym Margaret Thatcher	c	R. Kasman
Best Specimen of the show	Cym. Red Pepper 'Janice'	c	R. Kasman
Best Australian Native of the show	Den. Sabateur x (Virginia Jupp x Racemosa)	c	J. Harnetty
Best Hybrid and any other Genera	Oncidium. Sweet Sugar	c	T. Le

### **BENCH COMPETITION - July – 2024**

<b>JUDGES VOTE</b>	Paphiopedilum fairrieanum 'Louis'	c	S. Kappl
<b>POPULAR VOTE Open</b>	Paphiopedilum fairrieanum 'Louis'	c	S. Kappl
<b>BEST IN SECTION Open</b>			
<b>Intermediate</b>	Paph. Chauvette 'Van Dyke'	c	J. Harnetty
<b>Novice</b>	Paph. Lceanum	c	R. Kasman
	<b>Open Section</b>		
<b>Standard Cymbidium</b>	1 <sup>st</sup> Khan Flame 'Mocha'	c	L. Orland
	2 <sup>nd</sup> Pharoah's Gold x Mylaum x 'Bedazzled'	c	L. Orland
<b>Miniature Cymbidium</b>	1 <sup>st</sup> Warringal Winter 'National Show'	c	L. Orland
	2 <sup>nd</sup> Daves Dream x Pharoah's Gold	c	L. Orland
	3 <sup>rd</sup> Little Sarah 'Peiness'	c	C. Gunawan
<b>Masdevallia Hybrid</b>	1 <sup>st</sup> Falcata x Myra	c	J. Foster-Johnson
	2 <sup>nd</sup> Stripe King 'Who Cares'	c	J. Foster-Johnson
	3 <sup>rd</sup> Nora Jane 'Best Spotty'	c	J. Foster-Johnson

<b>Paphiopedalum</b>	1 <sup>st</sup> Leeaunum	c	C. Gunawan
<b>Paphiopedilum Species</b>	1 <sup>st</sup> fairrieanum 'Louis'	c	S. Kappl
	2 <sup>nd</sup> villosum	c	S. Kappl
	3 <sup>rd</sup> spicerianum	c	J. Foster-Johnson
<b>Australian Native – Dendrobium Hybrid</b>	1 <sup>st</sup> Australian Purple Pepper	c	S. Kappl
	2 <sup>nd</sup> Australian Colourfest x Rock Sar	C	J. Foster-Johnson
	3 <sup>rd</sup> puginiforme x dolycophylla	c	L. Orland
<b>Australian Native – Sarcochilus Hybrid</b>	1 <sup>st</sup> Evening Star	C	J. Foster-Johnson
<b>Species Any Genera – The America's</b>	1 <sup>st</sup> Dryadella simula	C	J. Foster-Johnson
	2 <sup>nd</sup> Pleuro restrepiodes	c	C. Luth
<b>Species Any Genera – Other</b>	1 <sup>st</sup> Mediocalcar decoratum	c	D. Weise
	<b>Intermediate Section</b>		
<b>Miniature Cymbidium</b>	1 <sup>st</sup> Sarah Jean 'Jennifer'	c	R. & H. Coleman
<b>Paphiopedilum</b>	1 <sup>st</sup> Chauvette 'Van Dyke'	c	J. Harnetty
	2 <sup>nd</sup> Western Sky Snowcloud x spicerianum 'Turban'	c	J. Harnetty
<b>Oncidiinae Medium</b>	1 <sup>st</sup> Sweet Sugar 'Million Dollar'	c	T. Le
<b>Any Other Hybrid</b>	1 <sup>st</sup> Dockrillia Sabtear 'Trilogy' x 'Virginia Jupp x Race nidsai	c	J. Harnetty
	<b>Novice Section</b>		
<b>Standard Cymbidium</b>	1 <sup>st</sup> Margaret Thatcher 'Gold'	C	R. Kasman
<b>Intermediate Cymbidium</b>	1 <sup>st</sup> Pumicum H. Micetta	c	S. Lim
	2 <sup>nd</sup> Red Pepper 'Janice'	c	R. Kasman
<b>Australian Native – Dendrobium Hybrid</b>	1 <sup>st</sup> Kathleen Eugenie x kingianum	c	G. Chivell
<b>Paphiopedilum</b>	1 <sup>st</sup> Leeaunum	c	R. Kasman
	2 <sup>nd</sup> Merry Throught x Amandi	c	R. Kasman
<b>Open Seedling Flowering for the First Time</b>	1 <sup>st</sup> Cym.Luna Blaze Dural x Lancashire Khan	c	L. Orland

## Points tally – 2024

<b>Open</b>	<b>Points</b>
J Foster-Johnson	87
S. Kappl	69
C Luth	45
D. Cannon	4
G. Moffat	8
L. Orland	48
L. Le	16
C. Ng	3
C. Gunawan	35
K. Lam	7
A. Baker	6
C. Weise	6
<b>Intermediate</b>	<b>Points</b>
Tu Le	19
J. Harnetty	43
J. Wong	11
R. & H. Coleman	8
S. Lim	1
<b>Novice</b>	<b>Points</b>
G. Chivell	18
T. Pham	4
R. Kasman	19
S. Liu	4

## ORCHID SHOWS 2024

Show	Date/Time	Venue
Gippsland	16 Aug -17 Aug Shopping Centre Hours	Mid-Valley Shopping Centre, Princes Highway
OSCOV	Fri 23 Aug -Sun 25 Aug 9am-4pm	'KCC Park', 655 Western Port Highway, Skye
Sale & District	Sat 31 August 9.30 -4, Sun 1 Sept 10-3	VRI Hall, Pettit Drive (Opposite the Sale Railway Station)
South Gippsland	Fri 13 September, 9.30 -4.30, Sat 14, 9.30-4	Wonthaggi Workmen's Club, 75 Graham Street, Wonthaggi
Cymbidium Orchid Society	Sat 14 Sept 9-4, Sun 15 Sept 9-4	Mt Waverley Community Centre. Miller Crescent, Mt Waverley
NEMOS	Sat 14 Sep, 9-4 Sun 15 Sep 10-4	Bulleen Heights Secondary School 221 Manningham Rd Lower Templestowe



Bairnsdale	Sat 14 Sept 9-4, Sun 15 Sept 10-3	Lucknow Memorial Hall, 105 Great Alpine Rd, Lucknow
Southern Suburbs	Sat. 21 Sept 10 – 4 Sun. 22 Sept 10 - 4	Snr City Hall, 964 Nepean Hwy. (Cnr. Exley Dr.)
Mid-Murray	Sat 21 Sept 10-4, Sun 22 Sept 10-3.	Kerang Memorial Hall, Nolan Street Kerang
West Gippsland	Sat 21 Sept 9-4, Sun 22 Sept 10-3	Anglican Church Hall, Cnr. Princes Way & Francis Ave, Drouin.
Geelong	Sat 21 Sept 9-4, Sun 22 Sept 10-3	Christ Church Hall, Cnr. Moorabool and McKillop Streets
Bayside	Sun 22 Sept Shopping Centre Hours	Cranbourne Park Shopping Centre Sth Gippsland Hwy Cranbourne
Stawell	Friday 27 Sept 10 -5 Sat. 28 Sept 10-4 Sun 29 Sept 10-3	Stawell Entertainment Centre, Town Hall 117 Main St. Stawell
Goulburn Valley	Sat 28 Sep, 9-4 Sun 29 Sep 10-3	Shepparton Harness Racing Track, Melbourne Rd, Kialla
Berwick	Sat 28 Sept 9-4, Sun 29 Sept 9-4	Senior Citizens' Hall, 112 High Street, Berwick
Maroondah	Sat 28 Sep, 9-4 Sun 29 Sep 9-3	St. Timothy's Catholic School, 21 Stevens Rd, Vermont
Warrnambool	Sat 5 Oct Sept 9-4, Sun 6 Oct 9 – 3	Our Lady Help of Christian Hall , 28 Selby Rd, Warrnambool
MPOS	Friday 4 Oct.	Cnr McMahons Rd and Gertrude St Frankston
MEOS	Sat 5 Oct, 9-4, Sun 6 Oct, 12-4	Burwood Heights Uniting Church, 347 Blackburn Rd, Burwood East
Ringwood	Sat 5 Oct 9-4, Sun 6 Oct 9-4	Keystone Hall 20 Civic Square Croydon 3136
Gippsland	Sat 5 Oct. Sun 6 Oct. Centre Hours	Mid-Valley Shopping Centre, Princess Highway
Bendigo	Fri 4 Oct 1-4, Sat 5 Oct. 10-3	Truscott Reserve 18 Murdock St California Gully
Colac	Sat 12 Oct 9-4, Sun 13 Oct 10-4	Colac Show Grounds Cnr. Bruce St & Princess Hwy
St Arnaud	Sat 12 Oct 9-4 Sun 13 Oct 9-4	Town Hall Napier St, St Arnaud
Cobden	Sat 19 Oct 10-4, Sun 20 Oct 10-4	Civic Hall, Victoria Street
Yarra Valley Orchid Society	Sat 19 Oct 9- 4, Sun 20 Oct 9-3	Public Hall, 590 Warburton Highway, Seville
Ballarat	Fri 18 Oct 12-5, Sat 19 10 – 3 Sun 20 10-3	Wendouree Neighbourhood Centre 1 Holly Grove Wendouree
MPOS	Fri. 25 Oct	Bunnings Mornington 1100 Nepean Highway Mornington
Bayside	Sat 26 Oct 9 - 5 Sun 27 Oct 9 - 4	Cranbourne Public Hall, 166-168 South Gippsland Hwy

Ringwood / Yarra Valley Orchid Society	Sat 2 Nov 9-4, Sun 3 Nov 9-3	Keystone Hall, Keystone Hall Civic Square, Croydon
Bairnsdale Sarc Show	Sat 9 Nov 9-4, Sun 10 Nov 10-3	Paynesville Community Centre 55 The Esplanade Paynesville

## HOW TO GROW AUSTRALIAN NATIVE DENDROBIUMS

There are over 1400 species of dendrobiums and related dockrillias to be found growing in nature throughout Asia and Australia. More than 60 species are native to Australia, most growing in coastal New South Wales and Queensland, although two species occur in Victoria and one in Tasmania. Many Australian native dendrobium species and their hybrids are suitable for growing in Victoria under shade house conditions or in a garden situation where they are sheltered from frost and direct sunlight. Over a thousand hybrids are now available, with flowers of nearly all colours, shapes and sizes.

**POTTING.** While a few species grow best when mounted on hardwood mounts or on tree fern slabs, the majority of Australian dendrobium species and hybrids grow well when potted in a 4:1-mix of pine bark (5-10 mm) and river gravel (5 mm). Black plastic squat pots with plenty of drainage holes are ideal. It is important not to use too large a pot – one that will comfortably accommodate the roots and allow enough space for two year’s growth is large enough. Dendrobiums are best repotted after they have flowered, just as their new growths are appearing between October and early December. If their roots are in good condition, simply transfer the plant to a larger pot and fill in with new mix. If some of the roots show signs of decay, remove them and all old potting mix and repot in fresh mix.

**LIGHT AND AIR.** All dendrobiums grow and flower better if grown where they receive diffuse light (approximately 50% sunlight) for most of the year, full light during winter. They grow best if their pots can be suspended near the roof of the shade house so that receive good light and plenty of air movement. In summer native dendrobiums require frequent watering, especially during hot weather. However, they should not be kept continually wet and grow best if the mix is allowed to dry briefly before being watered again. In winter, much less water is needed, once a week being enough for flowering-sized plants grown under cover.

**FERTILISING.** Australian native dendrobiums may be fertilised in two different ways or by a combination of both. One option is to apply granules of a slow-release fertiliser, such as Osmocote-Plus®, to the top of the mix in October (shake the pot so that the fertiliser enters the mix). The other is to apply a weak solution of a liquid fertiliser at fortnightly intervals between October and April. Use at only half of the manufacturer’s recommended concentration. Potassium-rich fertilisers, such as Campbell’s A®, generally result in better flowering.

These cultural notes are kindly provided by the North-East Melbourne Orchid Society.

# REJUVENATING ORCHIDS

by Alan Hope

Orchid growers often need to attend to an orchid that is old, pot-bound or shows signs of decline. Previous re-potting may have been neglected or the plant, having been recently acquired at an orchid auction, nursery or as a gift, is in poor condition. Damage to the plant by frost, sunburn, insect bites or various rots and fungal attacks may also require remedial action. Signs that an orchid requires attention include weak and straggly growth, moss on the surface of the mix, dieback, rot and poor flowering.

Plants that have overgrown their pots may also need attention. However, first assess whether you wish to keep the plant, as space and resources are scarce and your effort may be better spent on other plants. Typically, friends and relatives may have unknowingly donated diseased plants, more often than not cymbidiums that have belonged to the family for some time. It is probably in the best interests of your collection to discard such family heirlooms. Re-potting requires the complete removal of the old orchid mix and replacement with new mix in a new or sterilized pot of an appropriate size. Any dead portions of plant should be removed with sterilized secateurs and the plant sprayed for pests such as scale. The re-potted plant should also have some long-life fertilizer scratched in around the edge of the pot, and then watered well and placed in a protected area off the ground to re-establish.

Highly valued plants that would be difficult and/or costly to replace present a greater challenge. In many cases only a small part of the plant may survive, perhaps a single pseudobulb, cane or growth. For cymbidiums and other orchids with bulbs, cleaning up the back-bulb and placing it with fresh sphagnum moss in an inflated plastic bag, offers a good chance of new growth being generated. Some genera, such as lycastes, will often produce a new growth only if two or more joined pseudobulbs are used. Orchids with bare canes (e.g. dendrobiums), a creeping growth habit (e.g. bulbophyllums) or ones with no roots (all genera) are best tackled during the growing season (spring-summer-early autumn). The best option is to find a piece of the plant with a leading growth, as this is the most vigorous. However leafless canes, as is the case with many dendrobiums, may be all that is left to work with. If so, the canes can be cleaned and cut into sections containing two or three nodes. Each section should then be placed horizontally on a bed of live sphagnum moss and pinned down with small pieces of bent wire. It may take some time for the nodes to produce new growths.

Orchids with a creeping growth habit, such as bulbophyllums and epidendrums, should be restarted by attachment to a mount. Placing fresh sphagnum moss around (but not under) the growth helps to retain moisture and allows the emerging roots to attach themselves to the mount. Both the growth and surrounding moss should be fastened firmly to the mount with twisty-tie, and the plant then regular misted, especially during hot, dry weather. Root loss is a serious problem and paphiopedilums are among those orchids that can lose all their roots. I have had best results re-planting these plants in fresh sphagnum moss in a small pot. Secure the plant with a small wooden skewer to avoid movement and place it in a sheltered, shady position to recover. Once again patience is required as it can take many months for some paphiopedilum plants to re-grow roots, if ever!

Finally, how do you rejuvenate plants devastated by rot or fungal attack? The rot may move so quickly that the whole plant is at risk and remedial action is required without delay. The affected section of plant should be removed with a sterilized knife, razor blade or scissors and appropriate fungicidal sprays or sealants then applied to minimize further outbreak.

## **HOW TO GROW SARCOCHILUS**

Most *Sarcochilus* (pronounced Sar-co-kyle-us) orchids are native to Australia; only one species is found overseas. The most widely grown species (*Sarcochilus hartmannii*, *S. fitzgeraldii* and *S. ceciliae*) grow on rocks in New South Wales or Queensland. However all three of these species grow happily in pots in Melbourne shade houses. Another species (*S. falcatus*) is found growing mostly on tree trunks, and is best grown on mounts, such as pieces of tree branch. Many hybrids have been made in recent years using the above four species, and also some of the other *sarcochilus* species that are less amenable to cultivation. In many instances these hybrids show hybrid vigour and are even easier to grow than their parent species.

### **POTTING**

*Sarcochilus* are best re-potted during their most active growing season, which commences in March and continues into early winter, when the plants rest until they flower, mostly in mid- to late spring. *Sarcochilus ceciliae* and some of its hybrids flower a little later, usually during summer. Most *sarcochilus* species and their hybrids are best potted in a mixture of pine bark pieces (5-10 mm diameter) and river pebbles of similar size. Approximately two parts of bark to one of pebbles gives good results. Well-drained plastic 'squat' pots are ideal. In the case of *Sarcochilus ceciliae* (and to a lesser extent its hybrids) the plant should be placed high in its pot – it seems to do best if its roots are allowed to wander over the surface of the mix rather than penetrating into the mix.

### **LIGHT, TEMPERATURE and AIR**

*Sarcochilus* orchids enjoy breezy, shaded, humid conditions and do best lower down in a shade house or fernery than other orchids, such as Australian native *dendrobiums*.

### **WATERING**

These orchids require plenty of water when in active growth but during winter, when they cease growth, watering once each week is ample.

### **FERTILISING**

Regular applications of liquid fertilisers at no more than half the concentration recommended by the manufacturer stimulate growth during summer and autumn. They should be used less often during spring and not at all in winter.

## FLOWERING

Care should be taken not to wet the flowers when watering, especially in dull, still weather. *Sarcochilus* flowers tend to spot very readily due to the growth of *Botrytis* (Grey Mould), which is most prevalent in damp conditions.

These cultural notes are kindly provided by the North-East Melbourne Orchid Society.



*Sarcochilus hartmannii* 'Anurat'  
CC/OSCOV



*Sarcochilus falcatus* 'Jacki'  
AM/OSCOV

## LAST THOUGHT

**Q. Why did the tomato blush?**

A. Because it saw the salad dressing.

**Q. Did you hear about the first restaurant to open on the moon?**

A. It had great food, but no atmosphere.

**Q. What did Mr. and Mrs. Hamburger name their daughter?**

A. Patty!

**Q. Where do beef burgers go dancing?**

A. The meatball.

If Undeliverable Return to:  
The Hon. Secretary,  
Maroondah Orchid Society Incorporated  
P.O.Box 5076, Ringwood. Vic. 3134

## NEWSLETTER



**Collectors Corner/Garden World** - You can get 10% off some items within the store by showing either your membership badge or membership card.

### DISCLAIMER

Maroondah Orchid Society Incorporated, Executive and Committee will not take any responsibility for the results of any action taken on advice given or views expressed by any member or invited speaker at any meeting or show. Views and opinions in this Newsletter by authors of articles do not necessarily reflect the views and opinions of Maroondah Orchid Society Incorporated or its Executive or Committee.